

2019

MARINE

Marine fish farming is characterized by its professionalism and rapid development. We are front runners in this field, developing trendsetting fish feed for European bass and sea bream.



Sinking feed



Designed for Recirculating Aquaculture Systems (RAS)



Floating feed



Sustainable fishfeed



Semi-floating feed



With astaxanthine



Free from land animal protein



Low nitrogen and phosphorus emission



High digestibility



Improved resistance



Omega-3 fatty acids



Alltech® COPPENS

DEDICATED TO YOUR PERFORMANCE

AQUATE™

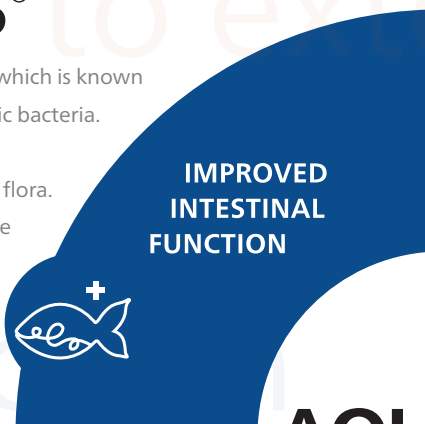
Innovative premix in all **Alltech Coppens'** feeds.

- + Optimizes growth
- + Supports immune response
- + Optimizes digestive function
- + Contributes to mucous barrier protection
- + Contributes to external barrier protection



BIO-MOS®

is a mannan-oligosaccharide, which is known to bind and drain opportunistic bacteria. This can result in a significant improvement of the intestinal flora. Additionally, it can improve the structure and length of the microvilli in the gut through which the nutrient intake can increase. **BIO-MOS®** contributes to mucous barrier protection.

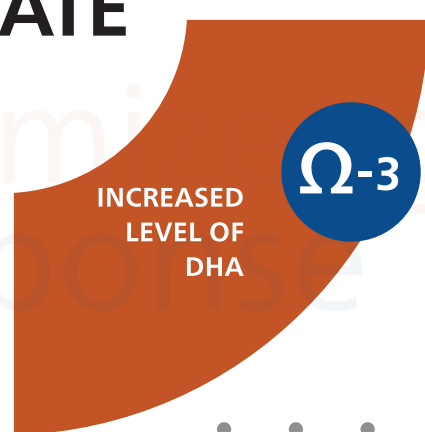


BIOPLEX®

is a crucial element in our new premix. **BIOPLEX®** are organically bound trace elements such as zinc, copper, manganese & iron. With **BIOPLEX®** we can improve the health, growth & performance of the fish.

ACTIGEN®

is derived from yeast cell walls and supports the fish's immune response. **Actigen®** furthermore optimizes growth in fish.



Alltech® COPPENS

- High performance
- High survival



COMPOSITION:

Analyses (%)

		Sizes
Protein	56	0.2-0.3 mm
Fat	15	0.3-0.5 mm
Crude fibre	0.1	0.5-0.8 mm
Ash	12.0	0.8-1.2 mm
Total P	1.99	1.2-1.5 mm

Vitamins added

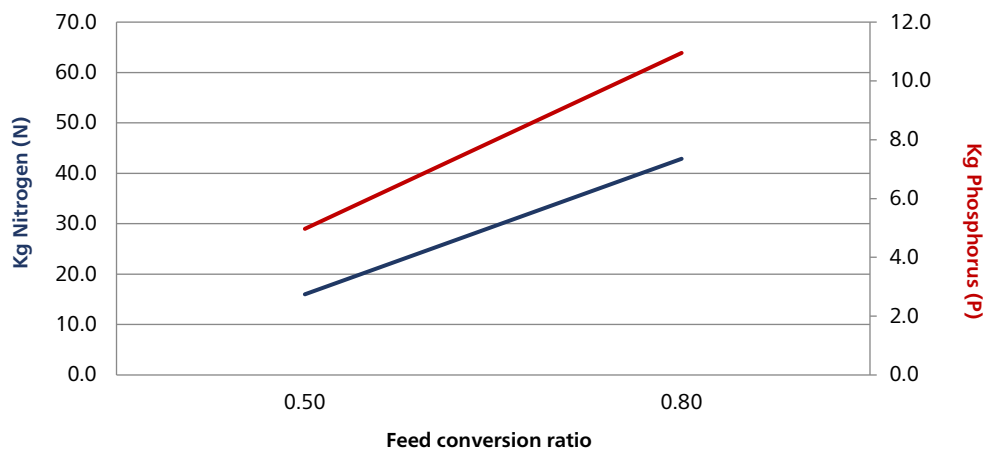
Vitamin A (IE/kg)	14000
Vitamin E (mg/kg)	280
Vitamin C (stable) (mg/kg)	700

Energy (MJ/kg)

Gross Energy	21.1
Digestible Energy	14.7

ECOLOGICAL FIGURES:

Discharge per 1000 kg production



The values of the nutrients and vitamins are from the time of writing.

These values can vary due to natural variation in the ingredients. We reserve the right to change our recipe.

For the exact values we refer to the label.

- High energy starter diet
- Intensive farming
- High performance
- Phase feed for optimal efficiency
- High survival



COMPOSITION:

Analyses (%)	0.2-0.3 mm	0.3-0.5 mm	0.5-0.8 mm	0.8-1.2 mm	1.2-1.5 mm
Protein	66	66	63	61	59
Fat	12	12	15	18	21
Crude fibre	0.1	0.1	0.1	0.1	0.1
Ash	12.3	12.3	11.8	11.4	11.0
Total P	2.05	2.05	1.97	1.91	1.84

Vitamins added

Vitamin A (IE/kg)	14000	14000	14000	14000	14000
Vitamin E (mg/kg)	280	280	280	280	280
Vitamin C (stable) (mg/kg)	700	700	700	700	700

Energy (MJ/kg)

Gross Energy	21.6	21.6	22.2	22.8	23.4
Digestible Energy	20.4	20.4	21.0	21.4	21.9

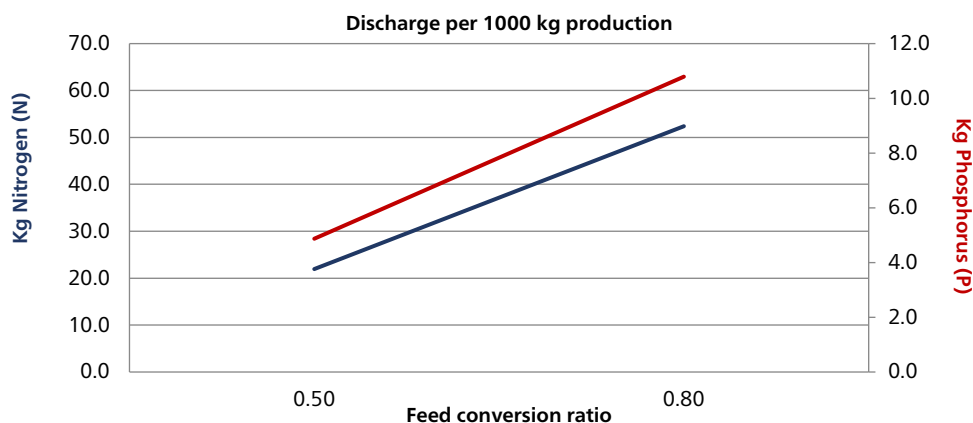
FEEDING TABLE FOR OPTIMAL GROWTH

Fish weight (g)	Feed size (mm)	< 12 °C	12 °C	14 °C	16 °C	18 °C	20 °C	22 °C	24 °C	26 °C	28 °C	> 28 °C
< 0,1	0.2-0.3	Larvae fed to satiation										
0,1-0,2	0.3-0.5	According to fish's appetite	1.25	1.56	2.74	3.71	4.69	5.67	5.96	5.77	5.57	According to fish's appetite and O2 level
0,2-0,4	0.5-0.8		1.09	1.37	2.54	3.32	4.30	5.18	5.47	5.28	4.50	
0,4-2,0	0.8-1.2		0.94	1.17	1.56	2.35	2.83	4.30	5.08	4.69	3.71	
2,0-4,0	1.2-1.5		0.78	0.98	1.37	2.15	3.13	3.91	4.50	4.10	2.93	

* The feeding advice is expressed in % biomass/day.

* This feeding table is a guideline only and based on optimal conditions.

ECOLOGICAL FIGURES:



The values of the nutrients and vitamins are from the time of writing.

These values can vary due to natural variation in the ingredients. We reserve the right to change our recipe.

For the exact values we refer to the label.

- Medium-high energy micro pellet
- Intensive farming
- High performance
- Supports a high water quality
- High survival
- With nucleotides



COMPOSITION:

Analyses (%)	0.5 mm	0.8 mm
Protein	55	54
Fat	16	18
Crude fibre	1.0	1.0
Ash	13.0	12.0
Total P	2.00	2.00

Vitamins added

Vitamin A (IE/kg)	25000	25000
Vitamin E (mg/kg)	400	400
Vitamin C (stable) (mg/kg)	1000	1000

Energy (MJ/kg)

Gross Energy	21.0	21.5
Digestible Energy	19.2	19.5

FEEDING TABLE FOR OPTIMAL GROWTH

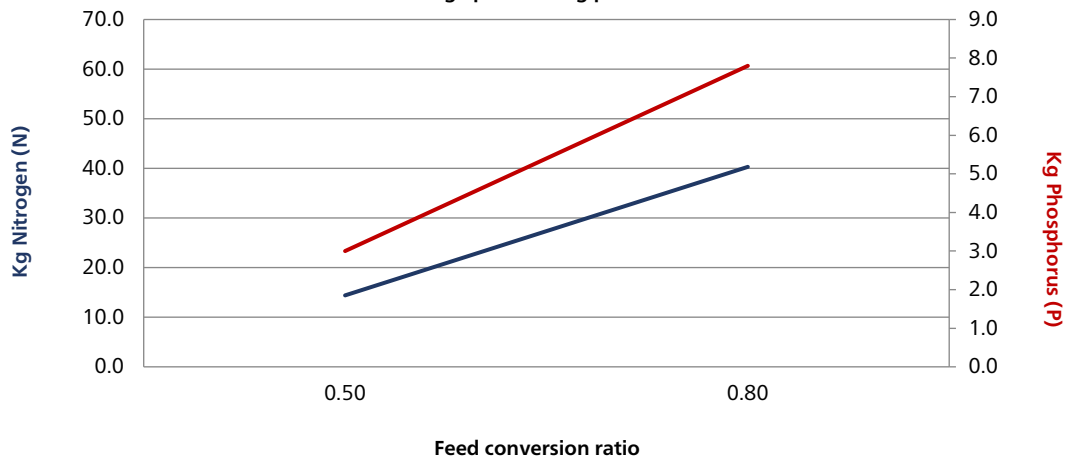
Fish weight (g)	Feed size (mm)	< 12 °C	12 °C	14 °C	16 °C	18 °C	20 °C	22 °C	24 °C	26 °C	28 °C	> 28 °C
0,2-0,4	0.5		1.10	1.38	2.56	3.35	4.33	5.21	5.51	5.31	4.53	
0,4-2,0	0.8	According to fish's appetite	0.94	1.18	1.57	2.36	2.85	4.33	5.12	4.72	3.74	According to fish's appetite and O2 level

* The feeding advice is expressed in % biomass/day.

* This feeding table is a guideline only and based on optimal conditions.

ECOLOGICAL FIGURES:

Discharge per 1000 kg production



The values of the nutrients and vitamins are from the time of writing.

These values can vary due to natural variation in the ingredients. We reserve the right to change our recipe.

For the exact values we refer to the label.

- Medium energy mini pellet
- For all farming methods
- High performance
- Also very good for perch and pike perch



COMPOSITION:

Analyses (%)

		Sizes
Protein	54	1.0 mm
Fat	15	1.5 mm
Crude fibre	0.3	
Ash	10.3	
Total P	1.73	

Vitamins added

Vitamin A (IE/kg)	12000
Vitamin E (mg/kg)	240
Vitamin C (stable) (mg/kg)	600

Energy (MJ/kg)

Gross Energy	21.1
Digestible Energy	19.6

FEEDING TABLE FOR OPTIMAL GROWTH

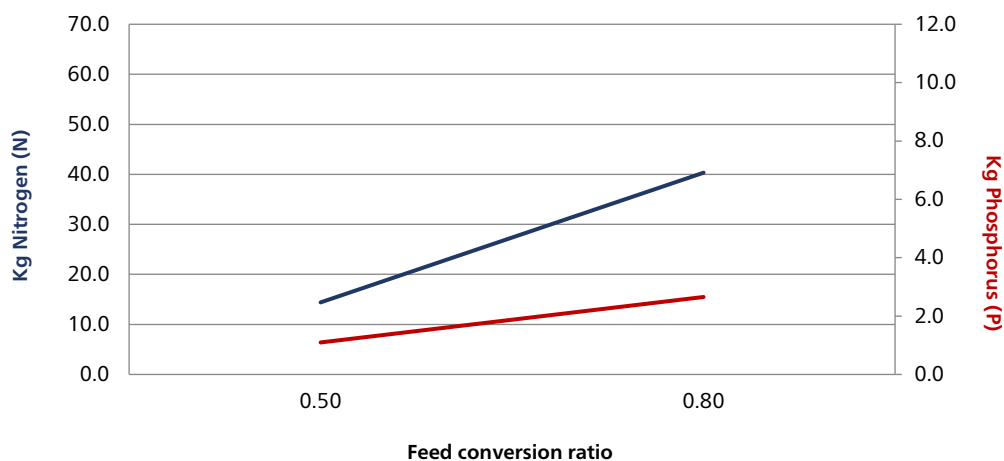
Fish weight (g)	Feed size (mm)	< 12 °C	12 °C	14 °C	16 °C	18 °C	20 °C	22 °C	24 °C	26 °C	28 °C	> 28 °C
1-4	1.0		1.04	1.30	1.70	2.50	3.00	4.50	5.30	4.90	3.90	
4-8	1.0/1.5	According to fish's appetite	0.96	1.20	1.60	2.20	2.70	3.60	4.60	4.10	2.90	According to fish's appetite and O2 level
8-15	1.5		0.88	1.10	1.50	1.90	2.30	2.50	2.70	2.10	1.50	

* The feeding advice is expressed in % bion

* This feeding table is a guideline only and based on optimal conditions.

ECOLOGICAL FIGURES:

Discharge per 1000 kg production



The values of the nutrients and vitamins are from the time of writing.

These values can vary due to natural variation in the ingredients. We reserve the right to change our recipe.

For the exact values we refer to the label.

- Medium-High energy diet
- Fast and efficient growth
- Intensive farming



COMPOSITION:

Analyses (%)

		Sizes
Protein	45	2.0 mm
Fat	18	
Crude fibre	1.8	
Ash	9.5	
Total P	1.49	

Vitamins added

Vitamin A (IE/kg)	12000
Vitamin E (mg/kg)	240
Vitamin C (stable) (mg/kg)	300

Energy (MJ/kg)

Gross Energy	21.3
Digestible Energy	18.8

FEEDING TABLE FOR OPTIMAL GROWTH

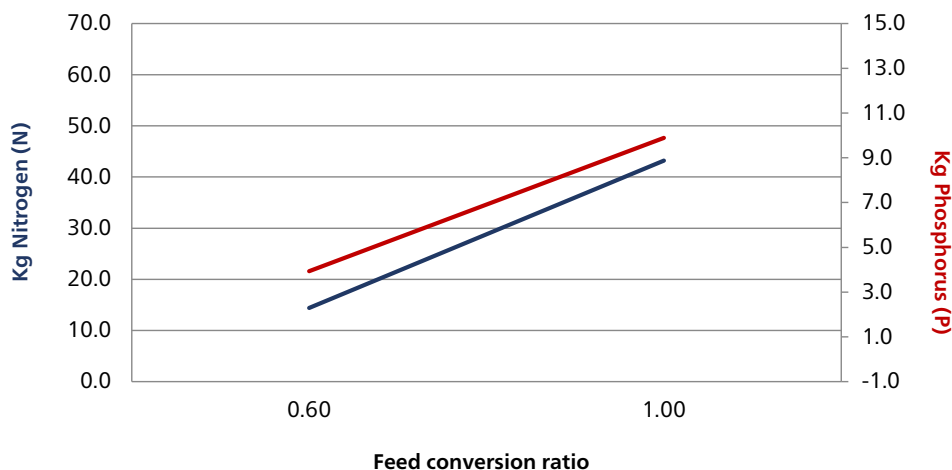
Fish weight (g)	Feed size (mm)	< 12 °C	12 °C	14 °C	16 °C	18 °C	20 °C	22 °C	24 °C	26 °C	28 °C	> 28 °C
< 0,1	0.2-0.3	Larvae fed to satiation										
0,1-0,2	0.3-0.5	According to fish's appetite	1.28	1.60	2.80	3.80	4.80	5.80	6.10	5.90	5.70	According to fish's appetite and O2 level
0,2-0,4	0.5-0.8		1.12	1.40	2.60	3.40	4.40	5.30	5.60	5.40	4.60	
0,4-2,0	0.8-1.2		0.96	1.20	1.60	2.40	2.90	4.40	5.20	4.80	3.80	
2,0-4,0	1.2-1.5		0.80	1.00	1.40	2.20	3.20	4.00	4.60	4.20	3.00	

* The feeding advice is expressed in % biomass/day.

* This feeding table is a guideline only and based on optimal conditions.

ECOLOGICAL FIGURES:

Discharge per 1000 kg production



The values of the nutrients and vitamins are from the time of writing.

These values can vary due to natural variation in the ingredients. We reserve the right to change our recipe.

For the exact values we refer to the label.

- High protein diet
- High performance
- Also very good for perch and pike perch



COMPOSITION:

Analyses (%)

		Sizes
Protein	54	2.0 mm
Fat	15	
Crude fibre	1.1	
Ash	9.0	
Total P	1.32	

Vitamins added

Vitamin A (IE/kg)	27000
Vitamin E (mg/kg)	240
Vitamin C (stable) (mg/kg)	675

Energy (MJ/kg)

Gross Energy	21.3
Digestible Energy	19.8

FEEDING TABLE FOR OPTIMAL GROWTH

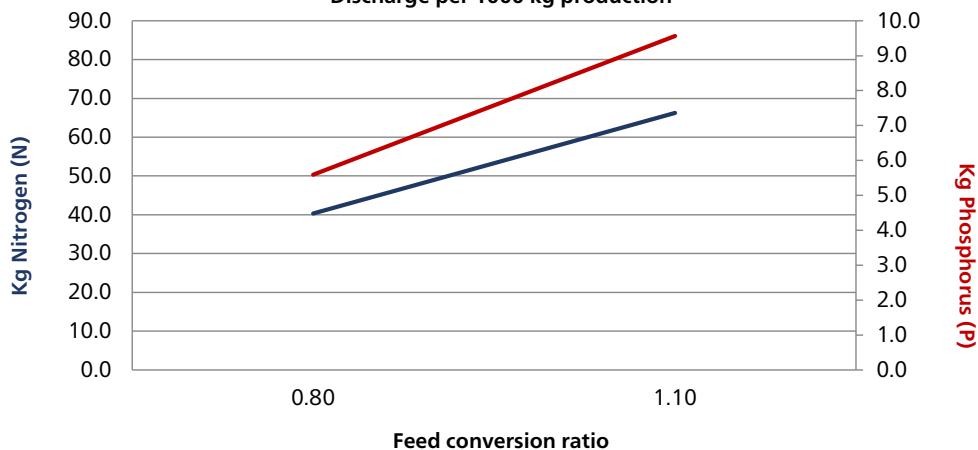
Fish weight (g)	Feed size (mm)	< 12 °C	12 °C	14 °C	16 °C	18 °C	20 °C	22 °C	24 °C	26 °C	28 °C	> 28 °C
15-25	2.0	According to fish's appetite	0.59	0.74	0.96	1.49	2.12	2.65	3.18	3.61	2.97	According to fish's appetite and O2 level
25-50	2.0		0.51	0.64	0.90	1.27	1.80	2.02	2.44	2.65	2.12	

* The feeding advice is expressed in % biomass/day.

* This feeding table is a guideline only and based on optimal conditions.

ECOLOGICAL FIGURES:

Discharge per 1000 kg production



The values of the nutrients and vitamins are from the time of writing.

These values can vary due to natural variation in the ingredients. We reserve the right to change our recipe.

For the exact values we refer to the label.

- High quality low fat diet
- Lean growth
- For perch, pike perch and European catfish



COMPOSITION:

Analyses (%)		Sizes
Protein	49	3.0 mm
Fat	13	4.5 mm
Crude fibre	1.5	6.0 mm
Ash	7.9	9.0 mm
Total P	1.27	

Vitamins added

Vitamin A (IE/kg)	10000
Vitamin E (mg/kg)	200
Vitamin C (stable) (mg/kg)	1000

Energy (MJ/kg)

Gross Energy	20.6
Digestible Energy	18.9

FEEDING TABLE FOR OPTIMAL GROWTH

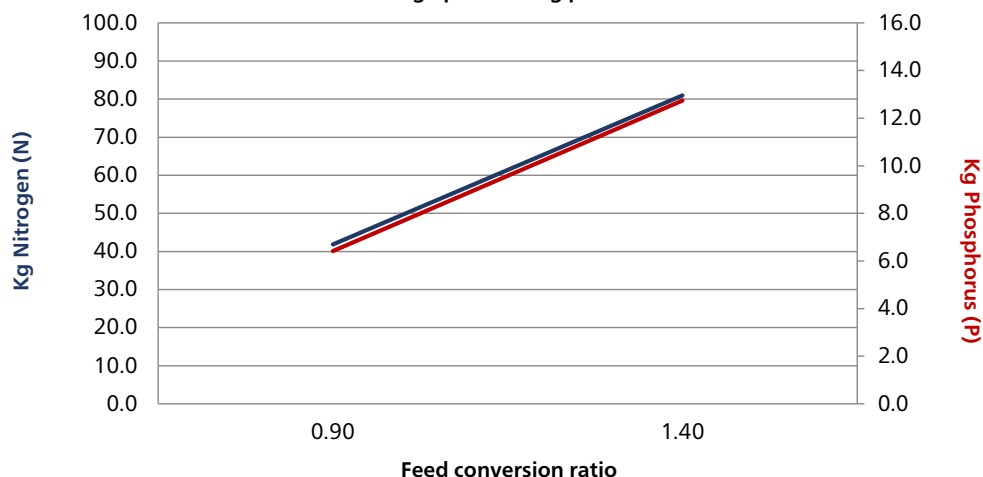
Fish weight (g)	Feed size (mm)	< 12 °C	12 °C	14 °C	16 °C	18 °C	20 °C	22 °C	24 °C	26 °C	28 °C	> 28 °C
50-100	3.0		0.42	0.52	0.73	1.05	1.57	1.78	1.99	2.20	1.78	
100-200	3.0	According to fish's appetite	0.29	0.37	0.58	0.94	1.15	1.36	1.47	1.89	1.36	According to fish's appetite and O2 level
200-300	4.5		0.25	0.31	0.52	0.68	0.84	0.94	1.15	1.26	1.15	
300-500	4.5		0.21	0.26	0.47	0.58	0.73	0.84	0.94	1.15	1.05	
> 500	6.0		0.17	0.21	0.42	0.52	0.63	0.73	0.94	0.94	0.73	

* The feeding advice is expressed in % biomass/day.

* This feeding table is a guideline only and based on optimal conditions.

ECOLOGICAL FIGURES:

Discharge per 1000 kg production



The values of the nutrients and vitamins are from the time of writing.

These values can vary due to natural variation in the ingredients. We reserve the right to change our recipe.

For the exact values we refer to the label.

- Medium energy diet
- High performance
- High flesh quality
- Especially good for bream



COMPOSITION:

Analyses (%)		Sizes
Protein	46	3.0 mm
Fat	15	4.5 mm
Crude fibre	1.8	6.0 mm
Ash	6.3	9.0 mm
Total P	0.92	

Vitamins added

Vitamin A (IE/kg)	10000
Vitamin E (mg/kg)	200
Vitamin C (stable) (mg/kg)	500

Energy (MJ/kg)

Gross Energy	21.1
Digestible Energy	19.1

FEEDING TABLE FOR OPTIMAL GROWTH

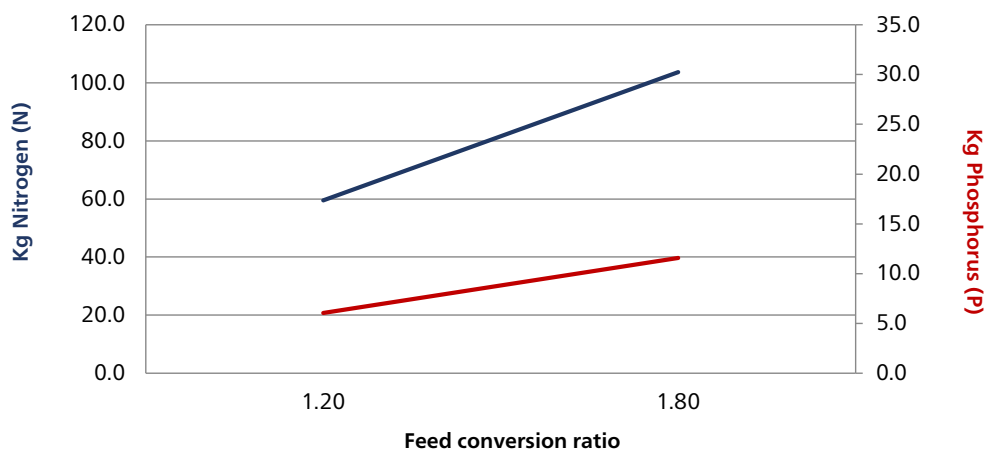
Fish weight (g)	Feed size (mm)	< 12 °C	12 °C	14 °C	16 °C	18 °C	20 °C	22 °C	24 °C	26 °C	28 °C	> 28 °C
50-100	3.0		0.41	0.51	0.71	1.02	1.52	1.73	1.93	2.13	1.73	
100-200	3.0	According to fish's appetite	0.28	0.36	0.56	0.91	1.12	1.32	1.42	1.83	1.32	According to fish's appetite and O2 level
200-300	4.5		0.24	0.30	0.51	0.66	0.81	0.91	1.12	1.22	1.12	
300-500	4.5		0.20	0.25	0.46	0.56	0.71	0.81	0.91	1.12	1.02	
> 500	6.0		0.16	0.20	0.41	0.51	0.61	0.71	0.91	0.91	0.71	

* The feeding advice is expressed in % biomass/day.

* This feeding table is a guideline only and based on optimal conditions.

ECOLOGICAL FIGURES:

Discharge per 1000 kg production



The values of the nutrients and vitamins are from the time of writing.

These values can vary due to natural variation in the ingredients. We reserve the right to change our recipe.

For the exact values we refer to the label.

- High energy diet
- Fast and efficient growth
- Especially good for bass



COMPOSITION:

Analyses (%)		Sizes
Protein	44	3.0 mm
Fat	22	4.5 mm
Crude fibre	1.7	6.0 mm
Ash	7.3	
Total P	1.02	

Vitamins added

Vitamin A (IE/kg)	10000
Vitamin E (mg/kg)	200
Vitamin C (stable) (mg/kg)	250

Energy (MJ/kg)

Gross Energy	22.5
Digestible Energy	20.2

FEEDING TABLE FOR LOW FEED CONVERSION RATIO (FCR):

Fish weight (g)	Feed size (mm)	< 6 °C	6 °C	8 °C	10 °C	12 °C	14 °C	16 °C	18 °C	> 18 °C
35-100	3.0		C	0.92	1.11	1.34	1.62	1.96	1.59	
100-200	3.0/4.5		0.61	0.74	0.89	1.08	1.30	1.57	1.27	according to fish's appetite and O2 level
200-300	4.5	according to fish's appetite	0.55	0.66	0.80	0.97	1.17	1.42	1.15	
300-400	4.5		0.51	0.62	0.75	0.91	1.10	1.33	1.08	
400-500	6.0		0.49	0.59	0.71	0.86	1.04	1.26	1.02	
500-750	6.0		0.46	0.56	0.67	0.81	0.99	1.19	0.97	
750-1000	6.0		0.43	0.52	0.63	0.76	0.92	1.11	0.90	

FEEDING TABLE FOR OPTIMAL GROWTH

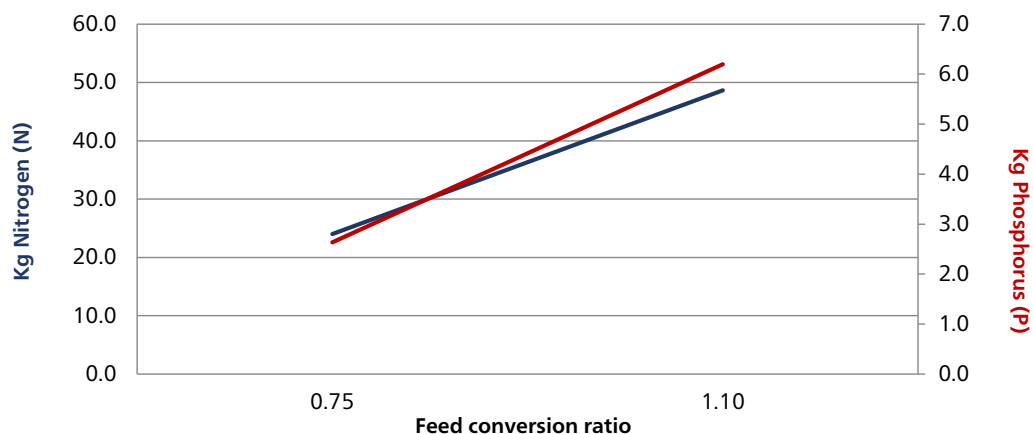
Fish weight (g)	Feed size (mm)	< 6 °C	6 °C	8 °C	10 °C	12 °C	14 °C	16 °C	18 °C	> 18 °C
35-100	3.0		0.98	1.19	1.44	1.74	2.11	2.55	2.06	
100-200	3.0/4.5		0.79	0.96	1.16	1.40	1.69	2.04	1.66	according to fish's appetite and O2 level
200-300	4.5	according to fish's appetite	0.71	0.86	1.04	1.26	1.53	1.85	1.50	
300-400	4.5		0.67	0.81	0.98	1.18	1.43	1.73	1.40	
400-500	6.0		0.63	0.77	0.93	1.12	1.36	1.64	1.33	
500-750	6.0		0.60	0.72	0.88	1.06	1.28	1.55	1.26	
750-1000	6.0		0.56	0.68	0.82	0.99	1.19	1.44	1.17	

* The feeding advice is expressed in % biomass/day.

* This feeding table is a guideline only and based on optimal conditions.

ECOLOGICAL FIGURES:

Discharge per 1000 kg production



The values of the nutrients and vitamins are from the time of writing.

These values can vary due to natural variation in the ingredients. We reserve the right to change our recipe.

For the exact values we refer to the label.

- Medium energy diet
- Designed for semi-intensive farming
- Good performance
- High flesh quality



COMPOSITION:

Analyses (%)		Sizes
Protein	40	3.0 mm
Fat	21	4.5 mm
Crude fibre	1.9	6.0 mm
Ash	5.7	
Total P	0.79	

Vitamins added

Vitamin A (IE/kg)	10000
Vitamin E (mg/kg)	200
Vitamin C (stable) (mg/kg)	250

Energy (MJ/kg)

Gross Energy	22.3
Digestible Energy	19.2

FEEDING TABLE FOR OPTIMAL GROWTH

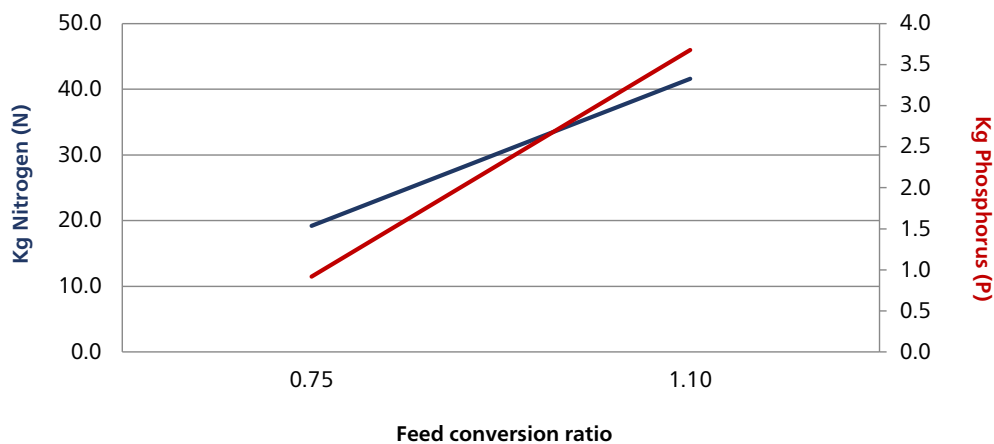
Fish weight (g)	Feed size (mm)	< 6 °C	6 °C	8 °C	10 °C	12 °C	14 °C	16 °C	18 °C	> 18 °C
35-100	3.0		1.00	1.21	1.46	1.76	2.13	2.58	2.09	
100-200	3.0/4.5		0.80	0.97	1.17	1.42	1.71	2.07	1.68	
200-300	4.5	according	0.72	0.87	1.06	1.28	1.55	1.87	1.52	according to fish's appetite and O2 level
300-400	4.5	to fish's	0.68	0.82	0.99	1.20	1.45	1.75	1.42	
400-500	6.0	appetite	0.64	0.78	0.94	1.14	1.38	1.66	1.35	
500-750	6.0		0.61	0.73	0.89	1.07	1.30	1.57	1.27	
750-1000	6.0		0.57	0.68	0.83	1.00	1.21	1.46	1.19	

* The feeding advice is expressed in % biomass/day.

* This feeding table is a guideline only and based on optimal conditions.

ECOLOGICAL FIGURES:

Discharge per 1000 kg production



The values of the nutrients and vitamins are from the time of writing.

These values can vary due to natural variation in the ingredients. We reserve the right to change our recipe.

For the exact values we refer to the label.

- Good condition of parent stock
- Optimal egg development
- Increased level of vitamin c (stable vitamin c)
- High egg quality and fry survival



COMPOSITION:

Analyses (%)

Protein	48	Sizes
Fat	15	9.0 mm
Crude fibre	1.2	
Ash	9.4	
Total P	1.46	
Astaxanthin (mg/kg)	40.0	

Vitamins added

Vitamin A (IE/kg)	21000
Vitamin E (mg/kg)	430
Vitamin C (stable) (mg/kg)	1000

Energy (MJ/kg)

Gross Energy	20.7
Digestible Energy	19.0

FEEDING TABLE FOR OPTIMAL GROWTH

Fish weight (g)	Feed size (mm)	< 12 °C	12 °C	14 °C	16 °C	18 °C	20 °C	22 °C	24 °C	26 °C	28 °C	> 28 °C
> 600	8		0.16	0.20	0.25	0.30	0.35	0.50	0.60	0.50	0.40	

According to fish's appetite

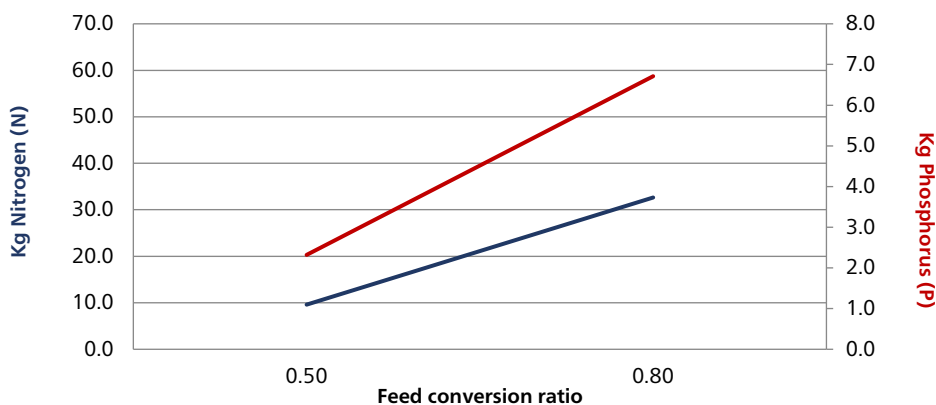
According to fish's appetite and O2 level

* The feeding advice is expressed in % biomass/day.

* This feeding table is a guideline only and based on optimal conditions.

ECOLOGICAL FIGURES:

Discharge per 1000 kg production



The values of the nutrients and vitamins are from the time of writing.
 These values can vary due to natural variation in the ingredients. We reserve the right to change our recipe.
 For the exact values we refer to the label.